


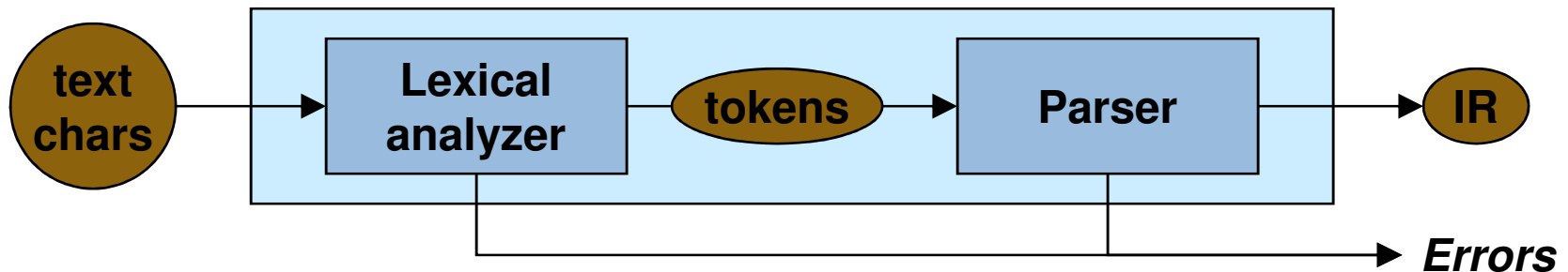

Compilers

Parsing

Yannis Smaragdakis, U. Athens
(original slides by Sam Guyer@Tufts)



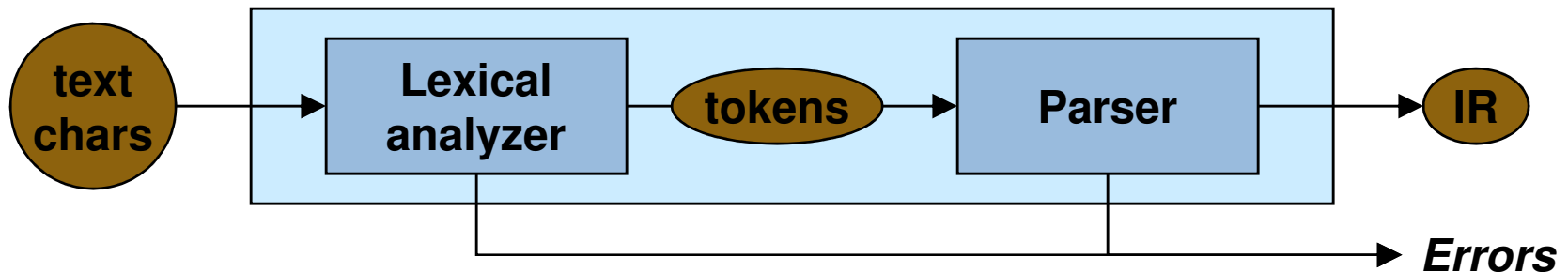

Next step



- **Parsing:** Organize tokens into “sentences”
 - Do tokens conform to language ***syntax*** ?
 - **Good news:** token types are just numbers
 - **Bad news:** language syntax is fundamentally more complex than lexical specification
 - **Good news:** we can still do it in linear time in most cases



Parsing



- Parser
 - Reads tokens from the scanner
 - Checks organization of tokens against a *grammar*
 - Constructs a *derivation*
 - Derivation drives construction of IR






Study of parsing

- Discovering the derivation of a sentence
 - “Diagramming a sentence” in grade school
 - Formalization:
 - Mathematical model of syntax – a grammar G
 - Algorithm for testing membership in $L(G)$
- Roadmap:
 - Context-free grammars
 - Top-down parsers
 - Ad hoc, often hand-coded, recursive decent parsers*
 - Bottom-up parsers
 - Automatically generated LR parsers*




Specifying syntax with a grammar



- Can we use regular expressions?
 - For the most part, no
- Limitations of regular expressions
 - Need something more powerful
 - Still want formal specification *(for automation)*
- Context-free grammar
 - Set of rules for generating sentences
 - Expressed in *Backus-Naur Form* (BNF)





Context-free grammar

“produces” or “generates”

- Example:

#	Production rule
1	sheepnoise → sheepnoise <u>baa</u>
2	<u>baa</u>

Alternative (shorthand)

- Formally: *context-free grammar* is

- $\mathbf{G} = (s, N, T, P)$
- T : set of terminals *(provided by scanner)*
- N : set of non-terminals *(represent structure)*
- $s \in N$: start or goal symbol
- P : set of production rules of the form $N \rightarrow (N \cup T)^*$





Language $L(G)$

- Language $L(G)$

$L(G)$ is all sentences generated from start symbol

- Generating sentences

- Use productions as ***rewrite rules***
- Start with goal (or start) symbol – a non-terminal
- Choose a non-terminal and “expand” it to the right-hand side of one of its productions
- Only terminal symbols left \rightarrow sentence in $L(G)$
- Intermediate results known as ***sentential forms***






Expressions

- Language of expressions
 - Numbers and identifiers
 - Allow different binary operators
 - Arbitrary nesting of expressions

#	Production rule
1	$expr \rightarrow expr\ op\ expr$
2	/ <u>number</u>
3	<u>identifier</u>
4	$op \rightarrow +$
5	/ $-$
6	/ $*$
7	/ $/$





Language of expressions


- What's in this language?

#	Production rule
1	$expr \rightarrow expr \ op \ expr$
2	/ <u>number</u>
3	<u>identifier</u>
4	$op \rightarrow +$
5	/ $-$
6	/ $*$
7	/ $/$

Rule	Sentential form
-	$expr$
1	$expr \ op \ expr$
3	$\langle id, \underline{x} \rangle \ op \ expr$
5	$\langle id, \underline{x} \rangle \ - \ expr$
1	$\langle id, \underline{x} \rangle \ - \ expr \ op \ expr$
2	$\langle id, \underline{x} \rangle \ - \ \langle num, \underline{2} \rangle \ op \ expr$
6	$\langle id, \underline{x} \rangle \ - \ \langle num, \underline{2} \rangle \ * \ expr$
3	$\langle id, \underline{x} \rangle \ - \ \langle num, \underline{2} \rangle \ * \ \langle id, \underline{y} \rangle$

➔ We can build the string “ $x - 2 * y$ ”
This string is in the language





Derivations

- Using grammars
 - A sequence of rewrites is called a ***derivation***
 - Discovering a derivation for a string is ***parsing***
- Different derivations are possible
 - At each step we can choose any non-terminal
 - ***Rightmost derivation***: always choose right NT
 - ***Leftmost derivation***: always choose left NT
(Other “random” derivations – not of interest)





Left vs right derivations

- Two derivations of “ $x - 2 * y$ ”

Rule	Sentential form
-	<i>expr</i>
1	<i>expr op expr</i>
3	<i><id, x> op expr</i>
5	<i><id, x> - expr</i>
1	<i><id, x> - expr op expr</i>
2	<i><id, x> - <num, 2> op expr</i>
6	<i><id, x> - <num, 2> * expr</i>
3	<i><id, x> - <num, 2> * <id, y></i>

Left-most derivation

Rule	Sentential form
-	<i>expr</i>
1	<i>expr op expr</i>
3	<i>expr op <id, y></i>
6	<i>expr * <id, y></i>
1	<i>expr op expr * <id, y></i>
2	<i>expr op <num, 2> * <id, y></i>
5	<i>expr - <num, 2> * <id, y></i>
3	<i><id, x> - <num, 2> * <id, y></i>

Right-most derivation






Derivations and parse trees

- Two different derivations
 - Both are correct
 - Do we care which one we use?
- Represent derivation as a *parse tree*
 - Leaves are terminal symbols
 - Inner nodes are non-terminals
 - To depict production $\alpha \rightarrow \beta \gamma \delta$
show nodes β, γ, δ as children of α

→ Tree is used to build internal representation



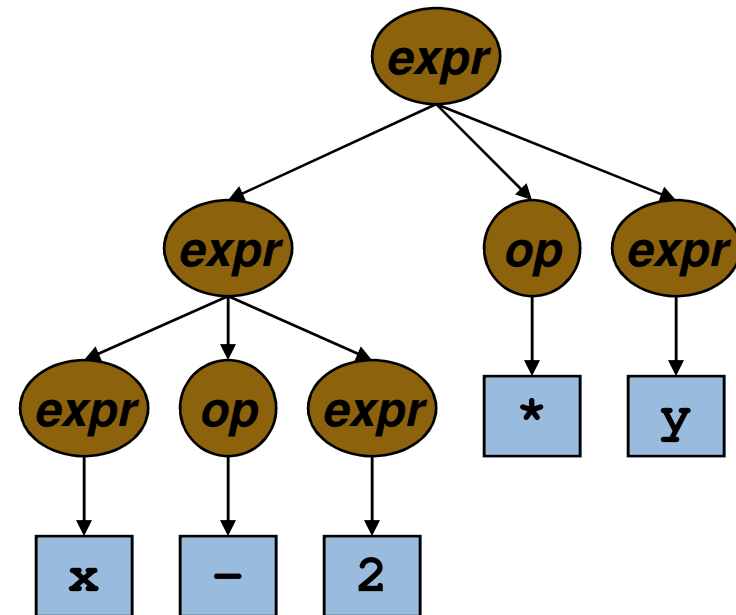
Example (I)



Right-most derivation

Rule	Sentential form
-	<i>expr</i>
1	<i>expr op expr</i>
3	<i>expr op <id,y></i>
6	<i>expr * <id,y></i>
1	<i>expr op expr * <id,y></i>
2	<i>expr op <num,2> * <id,y></i>
5	<i>expr - <num,2> * <id,y></i>
3	<i><id,x> - <num,2> * <id,y></i>

Parse tree



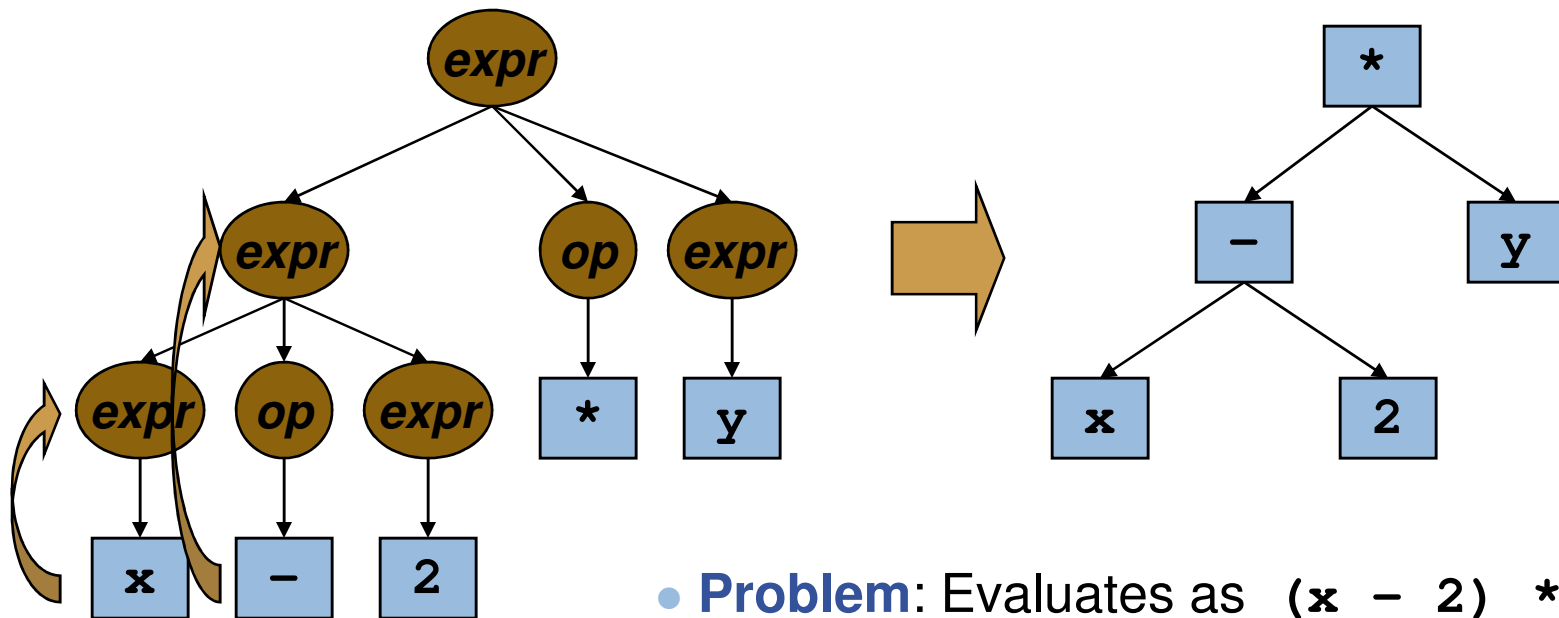
- **Concrete** syntax tree
 - Shows all details of syntactic structure
- What's the problem with this tree?






Abstract syntax tree

- Parse tree contains extra junk
 - Eliminate intermediate nodes
 - Move operators up to parent nodes
 - Result: *abstract syntax tree*



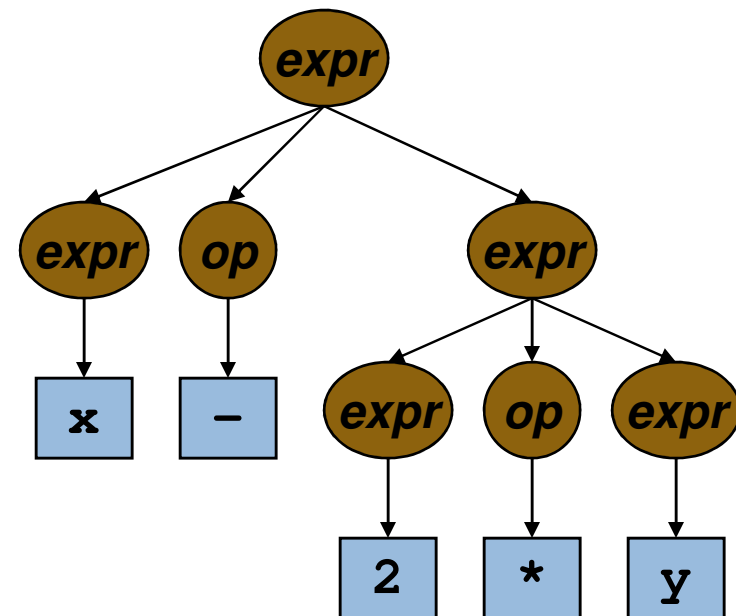


Example (II)

Left-most derivation

Rule	Sentential form
-	<i>expr</i>
1	<i>expr op expr</i>
3	<i><id,x> op expr</i>
5	<i><id,x> - expr</i>
1	<i><id,x> - expr op expr</i>
2	<i><id,x> - <num,2> op expr</i>
6	<i><id,x> - <num,2> * expr</i>
3	<i><id,x> - <num,2> * <id,y></i>

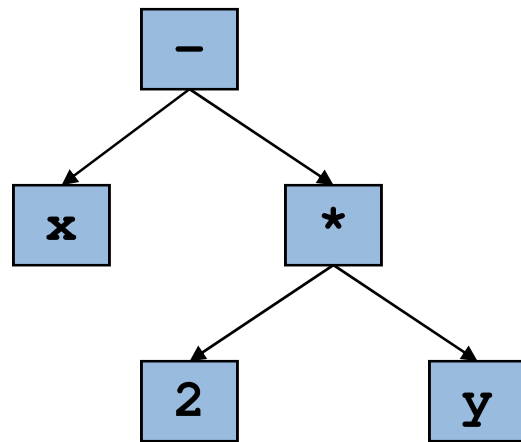
Parse tree



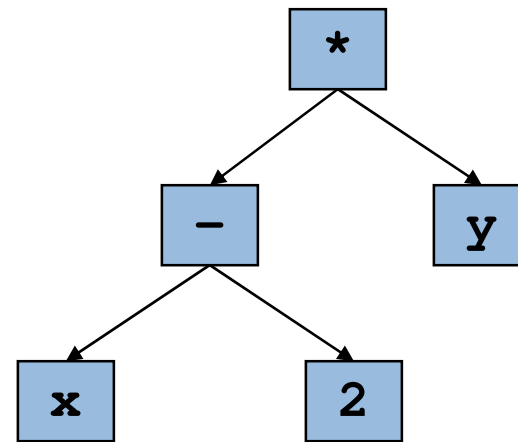
- **Solution:** evaluates as $x - (2 * y)$



Derivations



Left-most derivation



Right-most derivation





Derivations and semantics

- **Problem:**
 - Two different valid derivations
 - One captures “meaning” we want
(What specifically are we trying to capture here?)
 - **Key idea:** shape of tree implies its meaning
- Can we express precedence in grammar?
 - Notice: operations deeper in tree evaluated first
 - **Solution:** add an intermediate production
 - New production isolates different levels of precedence
 - Force higher precedence “deeper” in the grammar





Adding precedence

- Two levels:

*Level 1: lower precedence –
higher in the tree*

*Level 2: higher precedence –
deeper in the tree*

#	Production rule
1	$expr \rightarrow expr + term$
2	$expr - term$
3	$term$
4	$term \rightarrow term * factor$
5	$term / factor$
6	$factor$
7	$factor \rightarrow \underline{number}$
8	$\underline{identifier}$

- Observations:

- Larger: requires more rewriting to reach terminals
- **But**, produces same parse tree under both left and right derivations



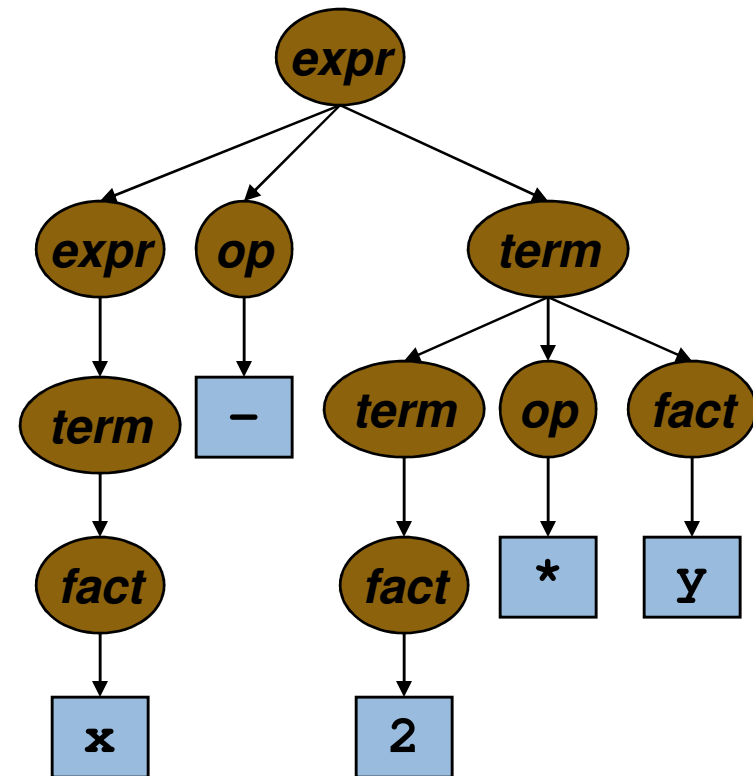


Expression example

Right-most derivation

Rule	Sentential form
-	<i>expr</i>
2	<i>expr</i> - <i>term</i>
4	<i>expr</i> - <i>term</i> * <i>factor</i>
8	<i>expr</i> - <i>term</i> * <id,y>
6	<i>expr</i> - <i>factor</i> * <id,y>
7	<i>expr</i> - <num,2> * <id,y>
3	<i>term</i> - <num,2> * <id,y>
6	<i>factor</i> - <num,2> * <id,y>
8	<id,x> - <num,2> * <id,y>

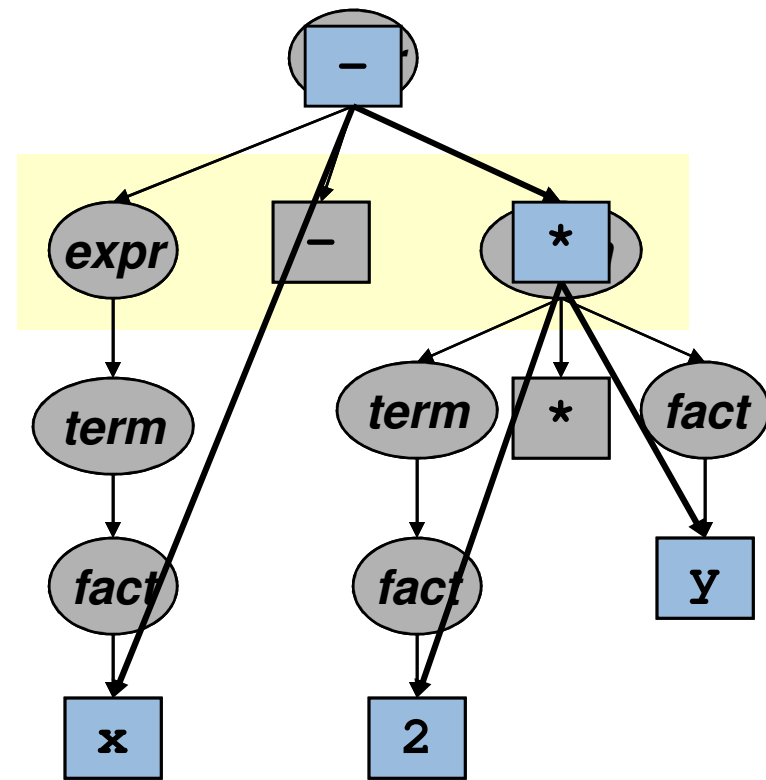
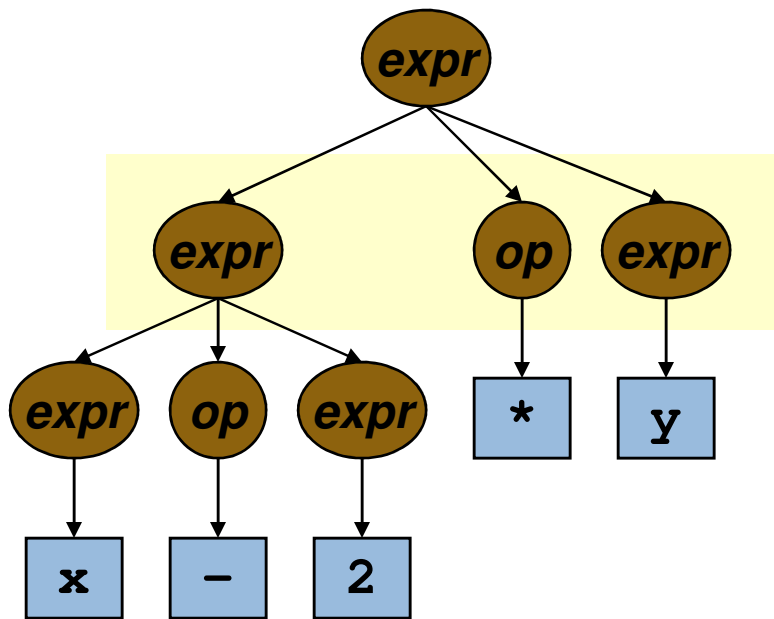
Parse tree



➔ Now right derivation yields $x - (2 * y)$



With precedence






Another issue

- Original expression grammar:

#	Production rule
1	$expr \rightarrow expr \ op \ expr$
2	/ <u>number</u>
3	<u>identifier</u>
4	$op \rightarrow +$
5	/ $-$
6	/ $*$
7	/ $/$

- Our favorite string: $x - 2 * y$





Another issue

Rule	Sentential form
-	<i>expr</i>
1	<i>expr op expr</i>
1	<i>expr op expr op expr</i>
3	<i><id, x> op expr op expr</i>
5	<i><id, x> - expr op expr</i>
2	<i><id, x> - <num, 2> op expr</i>
6	<i><id, x> - <num, 2> * expr</i>
3	<i><id, x> - <num, 2> * <id, y></i>

Rule	Sentential form
-	<i>expr</i>
1	<i>expr op expr</i>
3	<i><id, x> op expr</i>
5	<i><id, x> - expr</i>
1	<i><id, x> - expr op expr</i>
2	<i><id, x> - <num, 2> op expr</i>
6	<i><id, x> - <num, 2> * expr</i>
3	<i><id, x> - <num, 2> * <id, y></i>

- Multiple leftmost derivations
- Such a grammar is called *ambiguous*
- Is this a problem?
 - Very hard to automate parsing





Ambiguous grammars

- A grammar is ambiguous *iff*:
 - There are multiple leftmost or multiple rightmost derivations for a single sentential form
 - **Note:** leftmost and rightmost derivations may differ, even in an unambiguous grammar
 - **Intuitively:**
 - We can choose different non-terminals to expand
 - But each non-terminal should lead to a unique set of terminal symbols
- What's a classic example?
 - If-then-else ambiguity






If-then-else

- Grammar:

#	Production rule
1	$stmt \rightarrow \underline{if} \ expr \ \underline{then} \ stmt$
2	$\quad \quad \quad / \ \underline{if} \ expr \ \underline{then} \ stmt \ \underline{else} \ stmt$
3	$\quad \quad \quad \ \dots other \ statements \dots$

- **Problem:** nested if-then-else statements
 - Each one may or may not have **else**
 - How to match each **else** with **if**

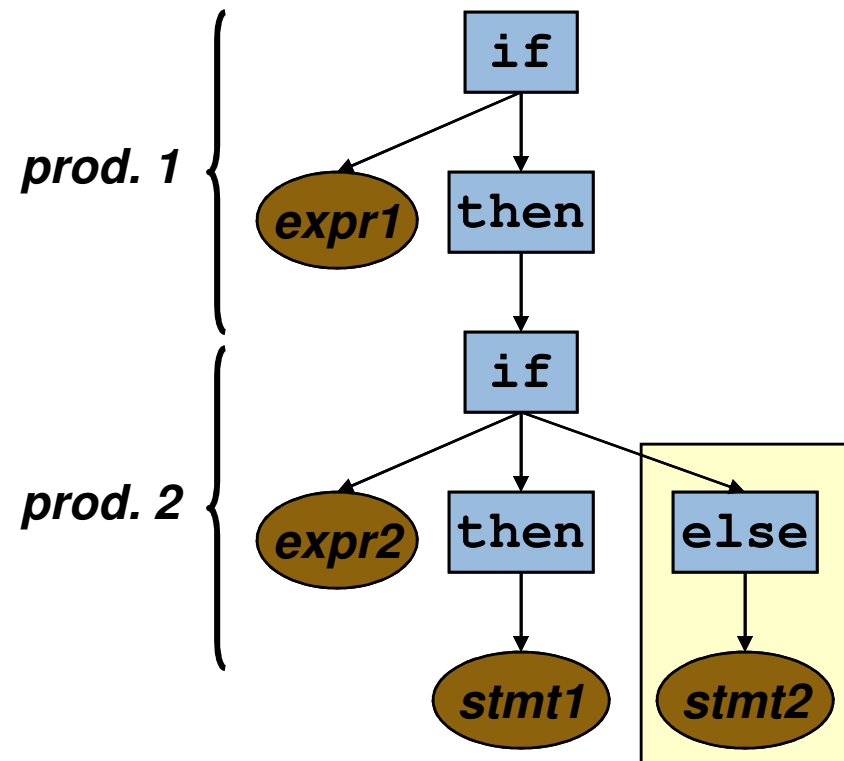
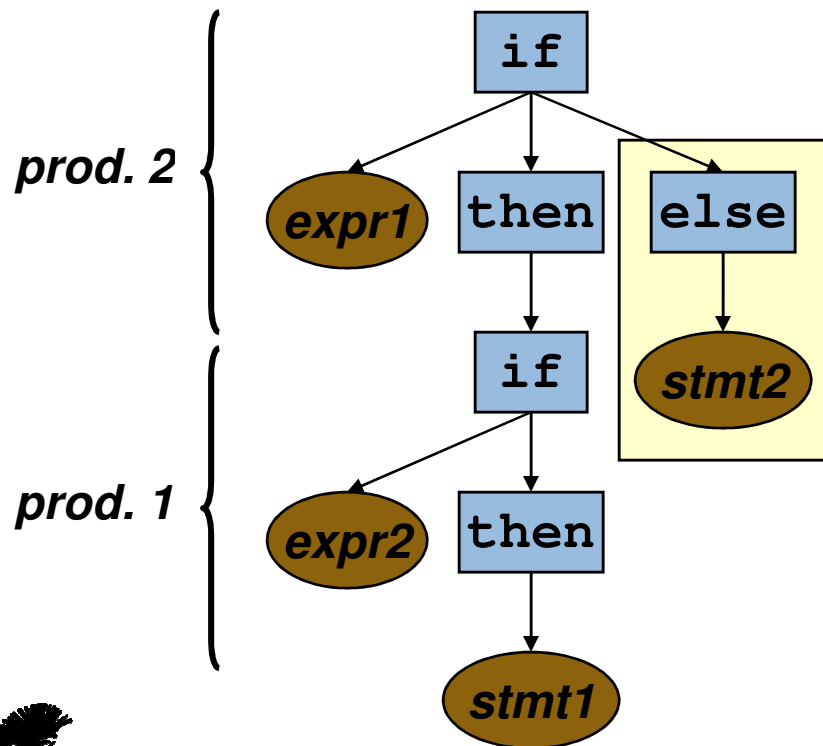





If-then-else ambiguity

- Sentential form with two derivations:

if expr1 then if expr2 then stmt1 else stmt2





Removing ambiguity

- Restrict the grammar
 - Choose a rule: “else” matches innermost “if”
 - Codify with new productions

#	Production rule
1	<i>stmt</i> → <u>if</u> <i>expr</i> <u>then</u> <i>stmt</i>
2	<u>if</u> <i>expr</i> <u>then</u> <i>withelse</i> <u>else</u> <i>stmt</i>
3	<i>...other statements...</i>
4	<i>withelse</i> → <u>if</u> <i>expr</i> <u>then</u> <i>withelse</i> <u>else</u> <i>withelse</i>
5	<i>...other statements...</i>

- **Intuition:** when we have an “else”, all preceding nested conditions must have an “else”





Ambiguity

- Ambiguity can take different forms
 - Grammatical ambiguity *(if-then-else problem)*
 - Contextual ambiguity
 - In C: `x * y;` could follow `typedef int x;`
 - In Fortran: `x = f(y);` f could be function or array
- ➔ *Cannot be solved directly in grammar*
 - Issues of *type* (later in course)
- Deeper question:
How much can the parser do?





Parsing

- What is parsing?
 - Discovering the derivation of a string
If one exists
 - Harder than generating strings
Not surprisingly
- Two major approaches
 - Top-down parsing
 - Bottom-up parsing
- Don't work on all context-free grammars
 - Properties of grammar determine parse-ability
 - **Our goal:** make parsing efficient
 - We may be able to transform a grammar






Two approaches

- Top-down parsers **LL(1), recursive descent**
 - Start at the root of the parse tree and grow toward leaves
 - Pick a production and try to match the input
 - What happens if the parser chooses the wrong one?
- Bottom-up parsers **LR(1), operator precedence**
 - Start at the leaves and grow toward root
 - Issue: might have multiple possible ways to do this
 - Key idea: encode possible parse trees in an internal state
(similar to our NFA → DFA conversion)
 - Bottom-up parsers handle a large class of grammars





Grammars and parsers

- LL(1) parsers
 - Left-to-right input
 - Leftmost derivation
 - 1 symbol of look-ahead

Grammars that they can handle are called LL(1) grammars
- LR(1) parsers
 - Left-to-right input
 - Rightmost derivation
 - 1 symbol of look-ahead

Grammars that they can handle are called LR(1) grammars
- Also: LL(k), LR(k), SLR, LALR, ...





Top-down parsing

- Start with the root of the parse tree
 - Root of the tree: node labeled with the start symbol
- **Algorithm:**

Repeat until the fringe of the parse tree matches input string

 - At a node A, select one of A's productions
 - Add a child node for each symbol on rhs*
 - Find the next node to be expanded *(a non-terminal)*
- Done when:
 - Leaves of parse tree match input string *(success)*






Example

- Expression grammar *(with precedence)*

#	Production rule
1	$expr \rightarrow expr + term$
2	$expr - term$
3	$term$
4	$term \rightarrow term * factor$
5	$term / factor$
6	$factor$
7	$factor \rightarrow \underline{number}$
8	$\underline{identifier}$

- Input string $x - 2 * y$

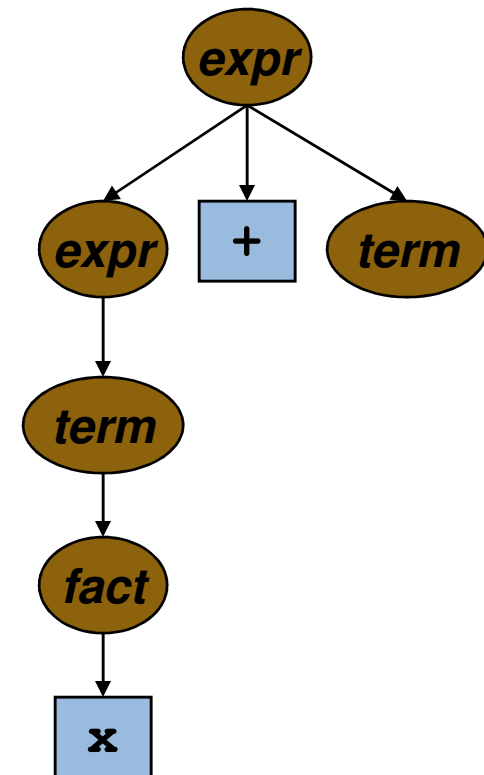




Example

Current position in the input stream


Rule	Sentential form	Input string
-	<i>expr</i>	↑ x - 2 * y
1	<i>expr</i> + <i>term</i>	↑ x - 2 * y
3	<i>term</i> + <i>term</i>	↑ x - 2 * y
6	<i>factor</i> + <i>term</i>	↑ x - 2 * y
8	<id> + <i>term</i>	x ↑ - 2 * y
-	<id,x> + <i>term</i>	x ↑ - 2 * y



- **Problem:**

- Can't match next terminal
- We guessed wrong at step 2
- What should we do now?





Backtracking


Rule	Sentential form	Input string
-	<i>expr</i>	↑ x - 2 * y
1	<i>expr</i> + <i>term</i>	↑ x - 2 * y
3	<i>term</i> + <i>term</i>	↑ x - 2 * y
6	<i>factor</i> + <i>term</i>	↑ x - 2 * y
8	<id> + <i>term</i>	x ↑ - 2 * y
?	<id,x> + <i>term</i>	x ↑ - 2 * y

Undo all these productions

- If we can't match next terminal:
 - Rollback productions
 - Choose a different production for *expr*
 - *Continue*



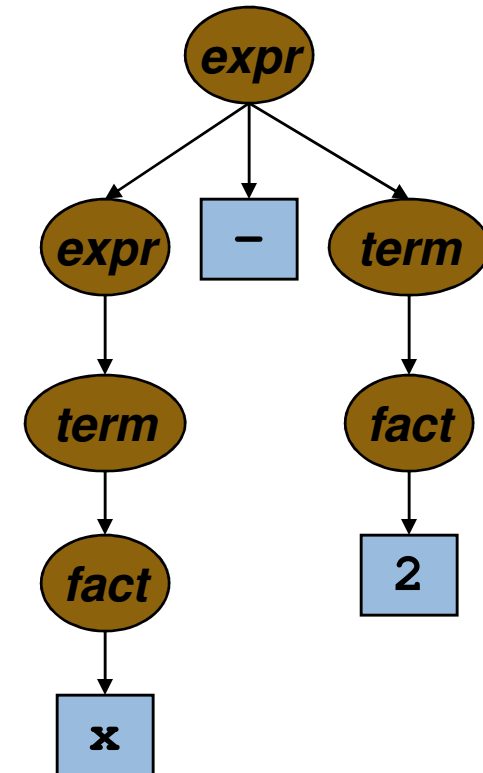
Retrying



Rule	Sentential form	Input string
-	<i>expr</i>	↑ x - 2 * y
2	<i>expr</i> - <i>term</i>	↑ x - 2 * y
3	<i>term</i> - <i>term</i>	↑ x - 2 * y
6	<i>factor</i> - <i>term</i>	↑ x - 2 * y
8	<id> - <i>term</i>	x ↑ - 2 * y
-	<id,x> - <i>term</i>	x - ↑ 2 * y
3	<id,x> - <i>factor</i>	x - ↑ 2 * y
7	<id,x> - <num>	x - 2 ↑ * y

- **Problem:**

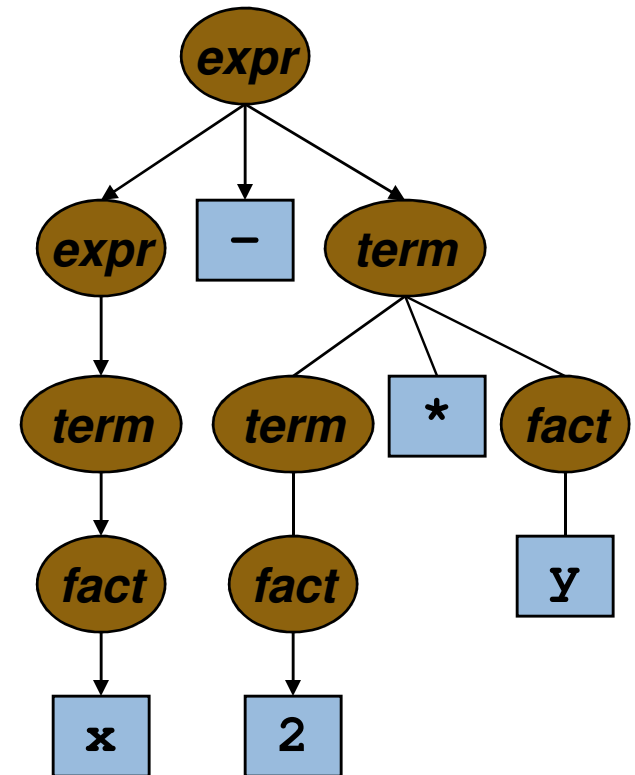
- More input to read
- Another cause of backtracking



Successful parse



Rule	Sentential form	Input string
-	<i>expr</i>	↑ x - 2 * y
2	<i>expr</i> - <i>term</i>	↑ x - 2 * y
3	<i>term</i> - <i>term</i>	↑ x - 2 * y
6	<i>factor</i> - <i>term</i>	↑ x - 2 * y
8	<id> - <i>term</i>	x ↑ - 2 * y
-	<id,x> - <i>term</i>	x - ↑ 2 * y
4	<id,x> - <i>term</i> * <i>fact</i>	x - ↑ 2 * y
6	<id,x> - <i>fact</i> * <i>fact</i>	x - ↑ 2 * y
7	<id,x> - <num> * <i>fact</i>	x - 2 ↑ * y
-	<id,x> - <num,2> * <i>fact</i>	x - 2 * ↑ y
8	<id,x> - <num,2> * <id>	x - 2 * y ↑






Other possible parses

Rule	Sentential form	Input string
-	<i>expr</i>	↑ x - 2 * y
2	<i>expr - term</i>	↑ x - 2 * y
2	<i>expr - term - term</i>	↑ x - 2 * y
2	<i>expr - term - term - term</i>	↑ x - 2 * y
2	<i>expr - term - term - term - term</i>	↑ x - 2 * y

- **Problem:** termination
 - Wrong choice leads to infinite expansion
(*More importantly: without consuming any input!*)
 - May not be as obvious as this
 - Our grammar is **left recursive**





Left recursion

- Formally,
A grammar is **left recursive** if \exists a non-terminal A such that
 $A \rightarrow^* A \alpha$ (for some set of symbols α)

What does \rightarrow^* mean?

$A \rightarrow B \underline{x}$

$B \rightarrow A \underline{y}$

- **Bad news:**
Top-down parsers cannot handle left recursion
- **Good news:**
We can systematically eliminate left recursion






Notation

- Non-terminals
 - Capital letter: A, B, C
- Terminals
 - Lowercase, underline: x, y, z
- Some mix of terminals and non-terminals
 - Greek letters: α , β , γ
 - Example:

#	<i>Production rule</i>
1	$A \rightarrow B \pm \underline{x}$
1	$A \rightarrow B \alpha$

$$\alpha = \underline{\pm} \underline{X}$$





Eliminating left recursion

- Fix this grammar:

#	Production rule
1	$foo \rightarrow foo \alpha$
2	$\quad \quad \beta$

Language is β followed by zero or more α

- Rewrite as


#	Production rule
1	$foo \rightarrow \beta bar$
2	$bar \rightarrow \alpha bar$
3	$\quad \quad \epsilon$

This production gives you one β

These two productions give you zero or more α

New non-terminal





Back to expressions

- Two cases of left recursion:

#	Production rule
1	$expr \rightarrow expr + term$
2	$expr - term$
3	$term$


#	Production rule
4	$term \rightarrow term * factor$
5	$term / factor$
6	$factor$

- How do we fix these?

#	Production rule
1	$expr \rightarrow term\ expr2$
2	$expr2 \rightarrow +\ term\ expr2$
3	$-\ term\ expr2$
4	ϵ

#	Production rule
4	$term \rightarrow factor\ term2$
5	$term2 \rightarrow *\ factor\ term2$
6	$/\ factor\ term2$
	ϵ





Eliminating left recursion

- Resulting grammar
 - All right recursive
 - Retain original language and associativity
 - Not as intuitive to read
- Top-down parser
 - Will always terminate
 - May still backtrack

#	Production rule
1	$expr \rightarrow term\ expr2$
2	$expr2 \rightarrow +\ term\ expr2$
3	$\quad \quad \quad -\ term\ expr2$
4	$\quad \quad \quad \epsilon$
5	$term \rightarrow factor\ term2$
6	$term2 \rightarrow *\ factor\ term2$
7	$\quad \quad \quad /\ factor\ term2$
8	$\quad \quad \quad \epsilon$
9	$factor \rightarrow \underline{number}$
10	$\quad \quad \quad \underline{identifier}$

There's a lovely algorithm to do this automatically, which we will skip





Top-down parsers

- **Problem:** Left-recursion
- **Solution:** Technique to remove it
- What about backtracking?
Current algorithm is brute force
- **Problem:** how to choose the right production?
 - **Idea:** use the next input token *(duh)*
 - How? Look at our right-recursive grammar...





Right-recursive grammar

#	Production rule
1	$expr \rightarrow term\ expr2$
2	$expr2 \rightarrow +\ term\ expr2$
3	$\quad \quad \quad -\ term\ expr2$
4	$\quad \quad \quad \epsilon$
5	$term \rightarrow factor\ term2$
6	$term2 \rightarrow *\ factor\ term2$
7	$\quad \quad \quad /\ factor\ term2$
8	$\quad \quad \quad \epsilon$
9	$factor \rightarrow \underline{number}$
10	$\quad \quad \quad \underline{identifier}$

Two productions with no choice at all

All other productions are uniquely identified by a terminal symbol at the start of RHS

- We can choose the right production by looking at the next input symbol
 - This is called *lookahead*
 - BUT, this can be tricky...






Lookahead

- **Goal:** avoid backtracking
 - Look at future input symbols
 - Use extra context to make right choice
- How much lookahead is needed?
 - In general, an arbitrary amount is needed for the full class of context-free grammars
 - Use fancy-dancy algorithm *CYK algorithm, $O(n^3)$*
- Fortunately,
 - Many CFGs can be parsed with limited lookahead
 - Covers most programming languages *not C++ or Perl*





Top-down parsing

- **Goal:**

Given productions $A \rightarrow \alpha \mid \beta$, the parser should be able to choose between α and β

- Trying to match A

How can the next input token help us decide?

- **Solution:** *FIRST* sets

(almost a solution)

- Informally:

$FIRST(\alpha)$ is the set of tokens that could appear as the first symbol in a string derived from α

- **Def:** \underline{x} in $FIRST(\alpha)$ iff $\alpha \rightarrow^* \underline{x} \gamma$





Top-down parsing

- Building FIRST sets

We'll look at this algorithm later

- The LL(1) property

- Given $A \rightarrow \alpha$ and $A \rightarrow \beta$, we would like:

$$FIRST(\alpha) \cap FIRST(\beta) = \emptyset$$

- we will also write $FIRST(A \rightarrow \alpha)$, defined as $FIRST(\alpha)$
- Parser can make right choice by with one lookahead token
- ..almost..
- What are we not handling?





Top-down parsing

- What about ϵ productions?
 - Complicates the definition of LL(1)
 - Consider $A \rightarrow \alpha$ and $A \rightarrow \beta$ and α may be empty
 - In this case there is no symbol to identify α

- Example:

- What is $\text{FIRST}(\#4)$?
- $= \{ \epsilon \}$

#	Production rule
1	$S \rightarrow A \underline{z}$
2	$A \rightarrow \underline{x} B$
3	$\quad \quad \underline{y} C$
4	$\quad \quad / \epsilon$

- What would tell us we are matching production 4?





Top-down parsing

#	Production rule
1	$S \rightarrow A \underline{z}$
2	$A \rightarrow \underline{x} B$
3	$\quad \quad \underline{y} C$
4	$\quad \quad / \varepsilon$

- If A was empty
 - What will the next symbol be?
 - Must be one of the symbols that immediately *follows* an A
- **Solution**
 - Build a **FOLLOW** set for each symbol that could produce ε
 - Extra condition for LL:

FIRST(A $\rightarrow\beta$) must be disjoint from FIRST(A $\rightarrow\alpha$) and FOLLOW(A)





FOLLOW sets

- Example:

- $\text{FIRST}(\#2) = \{ \underline{x} \}$
- $\text{FIRST}(\#3) = \{ \underline{y} \}$
- $\text{FIRST}(\#4) = \{ \varepsilon \}$

#	Production rule
1	$S \rightarrow A \underline{z}$
2	$A \rightarrow \underline{x} B$
3	$\quad \quad \underline{y} C$
4	$\quad \quad / \varepsilon$

- What can follow A?

- Look at the context of all uses of A
- $\text{FOLLOW}(A) = \{ \underline{z} \}$
- Now we can uniquely identify each production:

If we are trying to match an A and the next token is \underline{z} , then we matched production 4



FIRST and FOLLOW more carefully



- *Notice:*
 - FIRST and FOLLOW are sets
 - FIRST may contain ϵ in addition to other symbols

- **Question:**

- What is $\text{FIRST}(\#2)$?
- $= \text{FIRST}(B) = \{ \underline{x}, \underline{y}, \epsilon \}$?
- and $\text{FIRST}(C)$

- **Question:**

When would we care
about $\text{FOLLOW}(A)$?

Answer: if $\text{FIRST}(C)$ contains ϵ

#	Production rule
1	$S \rightarrow A \underline{z}$
2	$A \rightarrow B C$
3	$\quad \quad D$
4	$B \rightarrow \underline{x}$
5	$\quad \quad \underline{y}$
6	$\quad \quad / \epsilon$
7	$C \rightarrow \dots$





LL(1) property

- **Key idea:**

- Build parse tree top-down
- Use look-ahead token to pick next production
- Each production must be uniquely identified by the terminal symbols that may appear at the start of strings derived from it.

- **Def:** $\text{FIRST}_+(A \rightarrow \alpha)$ as

- $\text{FIRST}(\alpha) \cup \text{FOLLOW}(A)$, if $\epsilon \in \text{FIRST}(\alpha)$
- $\text{FIRST}(\alpha)$, otherwise

- **Def:** a grammar is **LL(1)** iff

$$A \rightarrow \alpha \text{ and } A \rightarrow \beta \text{ and} \\ \text{FIRST}_+(A \rightarrow \alpha) \cap \text{FIRST}_+(A \rightarrow \beta) = \emptyset$$





Parsing LL(1) grammar

- Given an LL(1) grammar
 - Code: simple, fast routine to recognize each production
 - Given $A \rightarrow \beta_1 \mid \beta_2 \mid \beta_3$, with
$$\text{FIRST}^+(\beta_i) \cap \text{FIRST}^+(\beta_j) = \emptyset \quad \text{for all } i \neq j$$

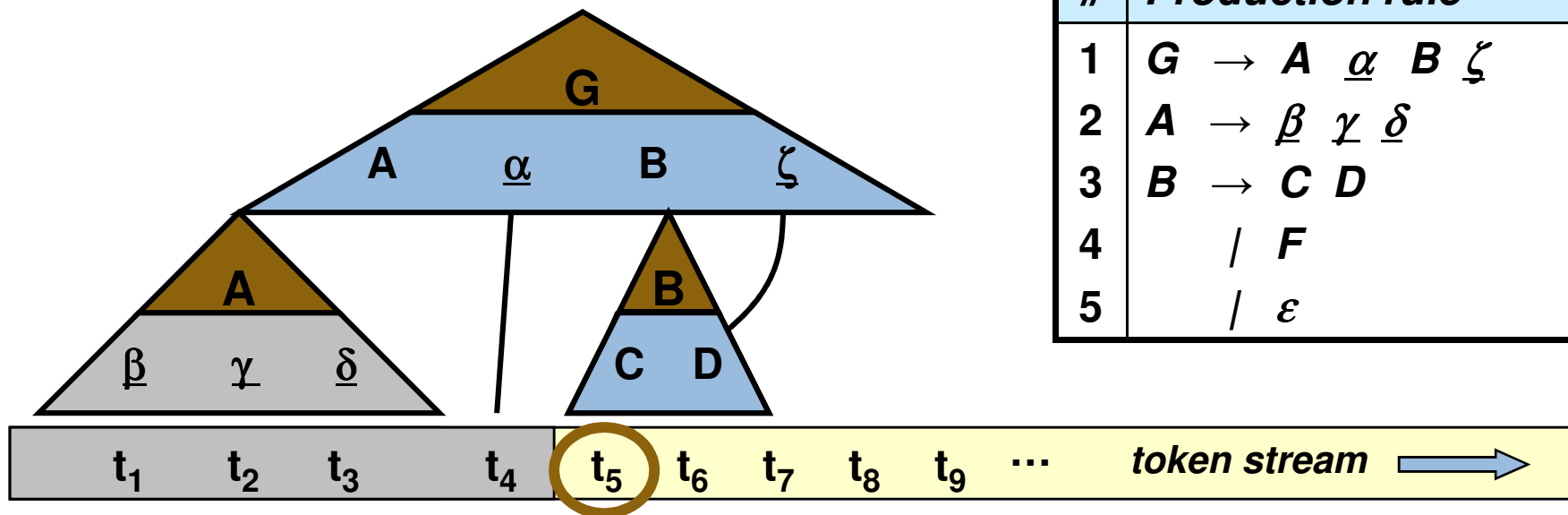
```
/* find rule for A */  
if (current token  $\in$  FIRST+( $\beta_1$ ))  
    select  $A \rightarrow \beta_1$   
else if (current token  $\in$  FIRST+( $\beta_2$ ))  
    select  $A \rightarrow \beta_2$   
else if (current token  $\in$  FIRST+( $\beta_3$ ))  
    select  $A \rightarrow \beta_3$   
else  
    report an error and return false
```





Top-down parsing

- Build parse tree top down



Is “CD”? Consider all possible strings derivable from “CD”
 What is the set of tokens that can appear at start?

$t_5 \in \text{FIRST}(C D)$
 $t_5 \in \text{FIRST}(F)$
 $t_5 \in \text{FOLLOW}(B)$

} disjoint?





FIRST and FOLLOW sets

The right-hand side of
a production

FIRST(α)

For some $\alpha \in (T \cup NT)^*$, define FIRST(α) as the set of tokens that appear as the first symbol in some string that derives from α

That is, $\underline{x} \in \text{FIRST}(\alpha)$ iff $\alpha \Rightarrow^* \underline{x} \gamma$, for some γ


and $\varepsilon \in \text{FIRST}(\alpha)$ iff $\alpha \Rightarrow^* \varepsilon$

FOLLOW(A)

For some $A \in NT$, define FOLLOW(A) as the set of symbols that can occur immediately after A in a valid sentence.

FOLLOW(G) = {EOF}, where G is the start symbol





Computing FIRST sets

- *Idea:*

Use FIRST sets of the right side of production

$$A \rightarrow B_1 B_2 B_3 \dots$$

- *Cases:*

- $\text{FIRST}(A \rightarrow B) = \text{FIRST}(B_1)$
 - What does $\text{FIRST}(B_1)$ mean?
 - Union of $\text{FIRST}(B_1 \rightarrow \gamma)$ for all γ

Why $\cup = ?$

- What if ε in $\text{FIRST}(B_1)$?
 - $\Rightarrow \text{FIRST}(A \rightarrow B) \cup = \text{FIRST}(B_2)$

repeat as needed

- What if ε in $\text{FIRST}(B_i)$ for all i ?
 - $\Rightarrow \text{FIRST}(A \rightarrow B) \cup = \{\varepsilon\}$

leave $\{\varepsilon\}$ for later






Algorithm

- For one production: $p = A \rightarrow \beta$

```
if ( $\beta$  is a terminal  $t$ )
    FIRST(p) = { $t$ }
else if ( $\beta == \epsilon$ )
    FIRST(p) = { $\epsilon$ }
else
    Given  $\beta = B_1 B_2 B_3 \dots B_k$ 
     $\epsilon$ InAll = true
    for ( $i \leftarrow 1$  to  $k$ )
        FIRST(p) += FIRST(Bi) - { $\epsilon$ }
        if ( $\epsilon$  not in FIRST(Bi))
             $\epsilon$ InAll = false
            break
    if ( $\epsilon$ InAll) FIRST(p) += { $\epsilon$ }
```

Why do we need
to remove ϵ from
FIRST(B_i)?





Algorithm

- For one production:
 - Given $A \rightarrow B_1 B_2 B_3 B_4 B_5$
 - Compute $\text{FIRST}(A \rightarrow B)$ using $\text{FIRST}(B)$
 - How do we get $\text{FIRST}(B)$?
- What kind of algorithm does this suggest?
 - Recursive?
 - Like a depth-first search of the productions
- **Problem:**
 - What about recursion in the grammar?
 - $A \rightarrow x B y$ and $B \rightarrow z A w$





Algorithm

- **Solution**
 - Start with $\text{FIRST}(B)$ empty
 - Compute $\text{FIRST}(A)$ using empty $\text{FIRST}(B)$
 - Now go back and compute $\text{FIRST}(B)$
 - What if it's no longer empty?
 - Then we recompute $\text{FIRST}(A)$
 - What if new $\text{FIRST}(A)$ is different from old $\text{FIRST}(A)$?
 - Then we recompute $\text{FIRST}(B)$ again...
- When do we stop?
 - When no more changes occur – we reach **convergence**
 - $\text{FIRST}(A)$ and $\text{FIRST}(B)$ both satisfy equations
- This is another **fixpoint** algorithm





Algorithm

- Using fixpoints:

```
forall p  FIRST(p) = {}  
  
while (FIRST sets are changing)  
    pick a random p  
    compute FIRST(p)
```

- Can we be smarter?
 - Yes, visit in special order
 - Reverse post-order depth first search

Visit all children (all right-hand sides) before visiting the left-hand side, whenever possible





Example

#	Production rule
1	<i>goal</i> → <i>expr</i>
2	<i>expr</i> → <i>term expr2</i>
3	<i>expr2</i> → + <i>term expr2</i>
4	- <i>term expr2</i>
5	ϵ
6	<i>term</i> → <i>factor term2</i>
7	<i>term2</i> → * <i>factor term2</i>
8	/ <i>factor term2</i>
9	ϵ
10	<i>factor</i> → <u>number</u>
11	<u>identifier</u>

$\text{FIRST}(3) = \{ \underline{+} \}$

$\text{FIRST}(4) = \{ \underline{-} \}$

$\text{FIRST}(5) = \{ \epsilon \}$

$\text{FIRST}(7) = \{ \underline{*} \}$

$\text{FIRST}(8) = \{ \underline{/} \}$

$\text{FIRST}(9) = \{ \epsilon \}$

$\text{FIRST}(1) = ?$


$\text{FIRST}(1) = \text{FIRST}(2)$

$= \text{FIRST}(6)$

$= \text{FIRST}(10) \cup \text{FIRST}(11)$

$= \{ \underline{\text{number}}, \underline{\text{identifier}} \}$





Computing FOLLOW sets

- **Idea:**

Push FOLLOW sets down, use FIRST where needed

$$A \rightarrow B_1 B_2 B_3 B_4 \dots B_k$$

- **Cases:**

- What is FOLLOW(B_1)?
 - FOLLOW(B_1) = FIRST(B_2)
 - In general: FOLLOW(B_i) = FIRST(B_{i+1})
- What about FOLLOW(B_k)?
 - FOLLOW(B_k) = FOLLOW(A)
- What if $\epsilon \in \text{FIRST}(B_k)$?

$\Rightarrow \text{FOLLOW}(B_{k-1}) \cup = \text{FOLLOW}(A)$ *extends to $k-2$, etc.*



Example



#	Production rule
1	$goal \rightarrow expr$
2	$expr \rightarrow term\ expr2$
3	$expr2 \rightarrow +\ term\ expr2$
4	$-\ term\ expr2$
5	ϵ
6	$term \rightarrow factor\ term2$
7	$term2 \rightarrow *\ factor\ term2$
8	$/\ factor\ term2$
9	ϵ
10	$factor \rightarrow \underline{number}$
11	$\underline{identifier}$

$FOLLOW(goal) = \{ EOF \}$

$FOLLOW(expr) = FOLLOW(goal) = \{ EOF \}$

$FOLLOW(expr2) = FOLLOW(expr) = \{ EOF \}$

$FOLLOW(term) = ?$

$FOLLOW(term) += FIRST(expr2)$

$+= \{ +, -, \epsilon \}$

$+= \{ +, -, FOLLOW(expr) \}$

$+= \{ +, -, EOF \}$





Example

#	Production rule
1	<i>goal</i> → <i>expr</i>
2	<i>expr</i> → <i>term expr2</i>
3	<i>expr2</i> → + <i>term expr2</i>
4	- <i>term expr2</i>
5	ε
6	<i>term</i> → <i>factor term2</i>
7	<i>term2</i> → * <i>factor term2</i>
8	/ <i>factor term2</i>
9	ε
10	<i>factor</i> → <u>number</u>
11	<u>identifier</u>

FOLLOW(*term2*) += FOLLOW(*term*)

FOLLOW(*factor*) = ?

FOLLOW(*factor*) += FIRST(*term2*)

+= { *, / , ε }

+= { *, / , FOLLOW(*term*) }

+= { *, / , +, -, EOF }





Computing FOLLOW Sets

FOLLOW(G) \leftarrow {EOF }

for each A \in NT, FOLLOW(A) \leftarrow \emptyset

while (FOLLOW sets are still changing)

for each p \in P, of the form A \rightarrow ... B₁B₂...B_k

FOLLOW(B_k) \leftarrow FOLLOW(B_k) \cup FOLLOW(A)

TRAILER \leftarrow FOLLOW(A)

for i \leftarrow k down to 2

if $\epsilon \in$ FIRST(B_i) then


TRAILER \leftarrow TRAILER \cup (FIRST(B_i) - { ϵ })

else

TRAILER \leftarrow FIRST(B_i)

FOLLOW(B_{i-1}) \leftarrow FOLLOW(B_{i-1}) \cup TRAILER

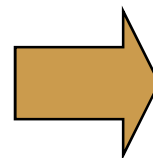




LL(1) property

- **Def:** a grammar is LL(1) iff
$$A \rightarrow \alpha \text{ and } A \rightarrow \beta \text{ and } \text{FIRST}^+(A \rightarrow \alpha) \cap \text{FIRST}^+(A \rightarrow \beta) = \emptyset$$
- **Problem**
 - What if my grammar is not LL(1)?
 - May be able to fix it, with transformations
- Example:

#	Production rule
1	$A \rightarrow \underline{\alpha} \beta_1$
2	$\quad \quad \quad \underline{\alpha} \beta_2$
3	$\quad \quad \quad \underline{\alpha} \beta_3$



#	Production rule
1	$A \rightarrow \underline{\alpha} Z$
2	$Z \rightarrow \beta_1$
3	$\quad \quad \quad \beta_2$
4	$\quad \quad \quad \beta_3$

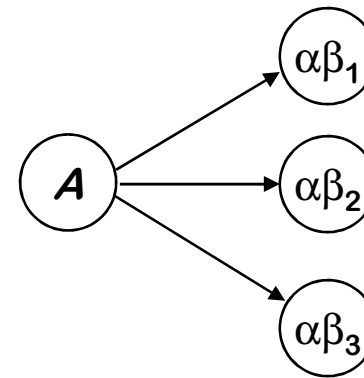




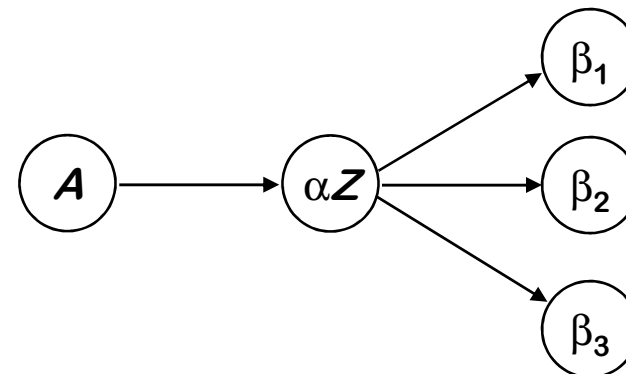
Left factoring


- Graphically

#	Production rule
1	$A \rightarrow \alpha \beta_1$
2	$\quad \quad \quad \alpha \beta_2$
3	$\quad \quad \quad \alpha \beta_3$



#	Production rule
1	$A \rightarrow \alpha Z$
2	$Z \rightarrow \beta_1$
3	$\quad \quad \quad \beta_2$
	$\quad \quad \quad \beta_3$





Expression example

#	Production rule
1	$factor \rightarrow \underline{identifier}$
2	$\quad \quad \quad / \underline{identifier} [expr]$
3	$\quad \quad \quad / \underline{identifier} (expr)$

$First+(1) = \{ \underline{identifier} \}$

$First+(2) = \{ \underline{identifier} \}$

$First+(3) = \{ \underline{identifier} \}$

After left factoring:

#	Production rule
1	$factor \rightarrow \underline{identifier} post$
2	$post \rightarrow [expr]$
3	$\quad \quad \quad / (expr)$
4	$\quad \quad \quad \epsilon$

$First+(1) = \{ \underline{identifier} \}$

$First+(2) = \{ \underline{[} \}$

$First+(3) = \{ \underline{(} \}$

$First+(4) = ?$

$= Follow(post)$

$= \{ operators \}$

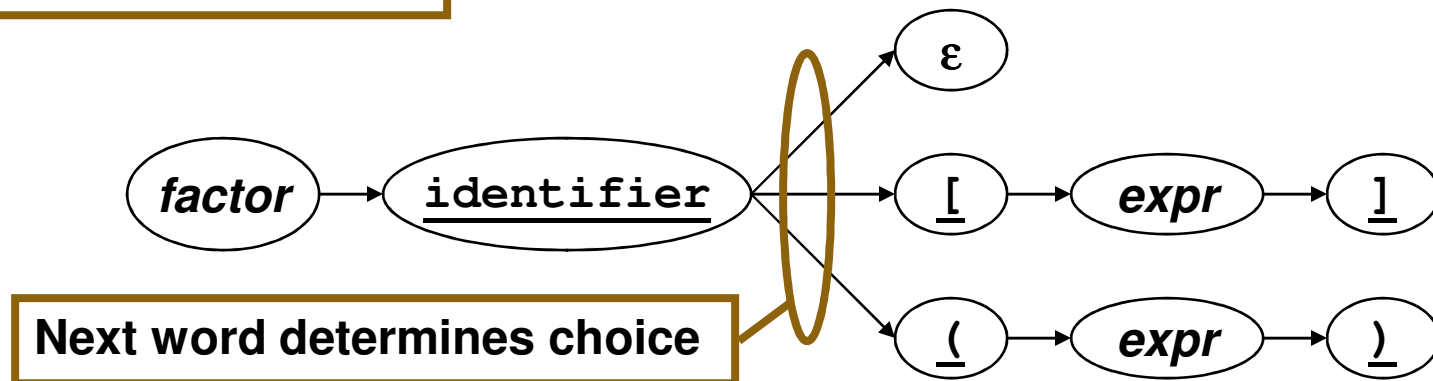
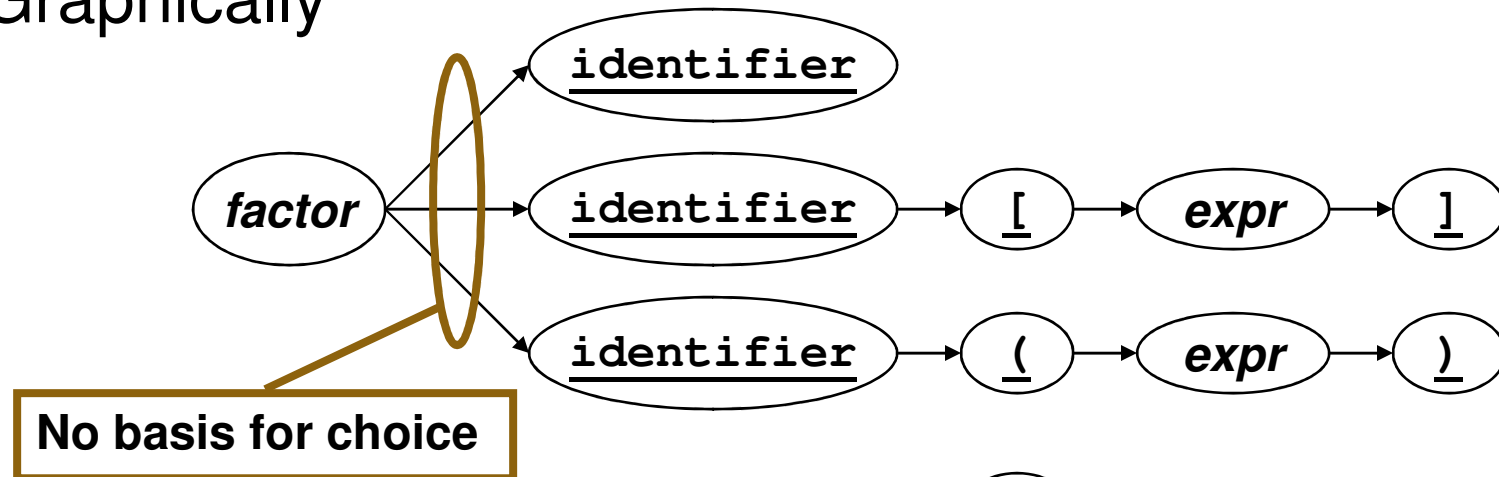
➔ In this form, it has LL(1) property






Left factoring

- Graphically





Left factoring

- **Question**

Using left factoring and left recursion elimination, can we turn an arbitrary CFG to a form where it meets the LL(1) condition?

- **Answer**

Given a CFG that does not meet LL(1) condition, it is **undecidable** whether or not an LL(1) grammar exists


- **Example**

$\{a^n 0 b^n \mid n \geq 1\} \cup \{a^n 1 b^{2n} \mid n \geq 1\}$ has no LL(1) grammar

aaa0bbb

aaa1bbbbbb





Limits of LL(1)

- No LL(1) grammar for this language:

$\{a^n 0 b^n \mid n \geq 1\} \cup \{a^n 1 b^{2n} \mid n \geq 1\}$ has no *LL(1)* grammar

#	Production rule
1	$G \rightarrow \underline{a} A \underline{b}$
2	/ $a B \underline{bb}$
3	$A \rightarrow \underline{a} A \underline{b}$
4	/ 0
5	$B \rightarrow \underline{a} B \underline{bb}$
6	/ \perp

Problem: need an unbounded number of a characters before you can determine whether you are in the A group or the B group






Predictive parsing

- ***Predictive parsing***
 - The parser can “predict” the correct expansion
 - Using lookahead and FIRST and FOLLOW sets
- Two kinds of predictive parsers
 - Recursive descent
 - Often hand-written*
 - Table-driven
 - Generate tables from First and Follow sets*






Recursive descent

#	Production rule
1	<i>goal</i> → <i>expr</i>
2	<i>expr</i> → <i>term expr2</i>
3	<i>expr2</i> → + <i>term expr2</i>
4	- <i>term expr2</i>
5	ϵ
6	<i>term</i> → <i>factor term2</i>
7	<i>term2</i> → * <i>factor term2</i>
8	/ <i>factor term2</i>
9	ϵ
10	<i>factor</i> → <u>number</u>
11	<u>identifier</u>
12	(<i>expr</i>)

- This produces a parser with six mutually recursive routines:
 - *Goal*
 - *Expr*
 - *Expr2*
 - *Term*
 - *Term2*
 - *Factor*
- Each recognizes one *NT* or *T*
- The term descent refers to the direction in which the parse tree is built.





Example code

- Goal symbol:

```
main()  
  /* Match goal  $\rightarrow$  expr */  
  tok = nextToken();  
  if (expr() && tok == EOF)  
    then proceed to next step;  
    else return false;
```

- Top-level expression

```
expr()  
  /* Match expr  $\rightarrow$  term expr2 */  
  if (term() && expr2());  
    return true;  
  else return false;
```





Example code

- Match `expr2`

```
expr2()  
  /* Match expr2 → + term expr2 */  
  /* Match expr2 → - term expr2 */  
  
  if (tok == '+' or tok == '-')  
    tok = nextToken();  
    if (term())  
      then if (expr2())  
        return true;  
      else return false;  
  
  /* Match expr2 --> empty */  
  return true;
```

Check FIRST and FOLLOW sets to distinguish





Example code

```
factor()  
  /* Match factor --> ( expr ) */  
  if (tok == '(')  
    tok = nextToken();  
    if (expr() && tok == ')')  
      return true;  
    else  
      syntax error: expecting )  
      return false  
  
  /* Match factor --> num */  
  if (tok is a num)  
    return true  
  
  /* Match factor --> id */  
  if (tok is an id)  
    return true;
```






Top-down parsing

- So far:
 - Gives us a yes or no answer
 - Is that all we want?
 - We want to build the parse tree
 - How?

- Add actions to matching routines
 - Create a node for each production
 - How do we assemble the tree?





Building a parse tree

- Notice:
 - Recursive calls match the shape of the tree

```
main
  expr
    term
      factor
    expr2
      term
```

- **Idea:** use a stack
 - Each routine:
 - Pops off the children it needs
 - Creates its own node
 - Pushes that node back on the stack





Building a parse tree

- With stack operations

```
expr()  
  /* Match expr  $\rightarrow$  term expr2 */  
  if (term() && expr2())  
    expr2_node = pop();  
    term_node = pop();  
    expr_node = new exprNode(term_node,  
                             expr2_node)  
  
    push(expr_node);  
    return true;  
  else return false;
```



Generating (automatically) a top-down parser



#	Production rule
1	<i>goal</i> → <i>expr</i>
2	<i>expr</i> → <i>term expr2</i>
3	<i>expr2</i> → + <i>term expr2</i>
4	- <i>term expr2</i>
5	ϵ
6	<i>term</i> → <i>factor term2</i>
7	<i>term2</i> → * <i>factor term2</i>
8	/ <i>factor term2</i>
9	ϵ
10	<i>factor</i> → <u>number</u>
11	<u>identifier</u>

- Two pieces:
 - Select the right RHS
 - Satisfy each part
- First piece:
 - FIRST+() for each rule
 - Mapping:
 $NT \times \Sigma \rightarrow rule\#$
Look familiar? Automata?



Generating (automatically) a top-down parser



#	Production rule
1	<i>goal</i> → <i>expr</i>
2	<i>expr</i> → <i>term expr2</i>
3	<i>expr2</i> → + <i>term expr2</i>
4	- <i>term expr2</i>
5	ϵ
6	<i>term</i> → <i>factor term2</i>
7	<i>term2</i> → * <i>factor term2</i>
8	/ <i>factor term2</i>
9	ϵ
10	<i>factor</i> → <u>number</u>
11	<u>identifier</u>

- Second piece
 - Keep track of progress
 - Like a depth-first search
 - Use a stack
- **Idea:**
 - Push *Goal* on stack
 - Pop stack:
 - Match terminal symbol, or
 - Apply NT mapping, push RHS on stack



This will be clearer once we see the algorithm




Table-driven approach

- Encode mapping in a table
 - Row for each non-terminal
 - Column for each terminal symbol
- Table[NT, symbol] = rule#
if symbol \in FIRST+(NT \rightarrow rhs(#))

	+, -	*, /	id, num
<i>expr2</i>	<i>term expr2</i>	error	error
<i>term2</i>	ϵ	<i>factor term2</i>	error
<i>factor</i>	error	error	<i>(do nothing)</i>





Code

```
push the start symbol,  $G$ , onto Stack
top  $\leftarrow$  top of Stack
loop forever
  if top = EOF and token = EOF then break & report success
  if top is a terminal then
    if top matches token then
      pop Stack // recognized top
      token  $\leftarrow$  next_token()
    else // top is a non-terminal
      if TABLE[top,token] is  $A \rightarrow B_1 B_2 \dots B_k$  then
        pop Stack // get rid of A
        push  $B_k, B_{k-1}, \dots, B_1$  // in that order
      top  $\leftarrow$  top of Stack
```

Missing else's for error conditions

